


Sketchbook Work

Divide one page into four spaces. Label and draw a TREE in the first space.

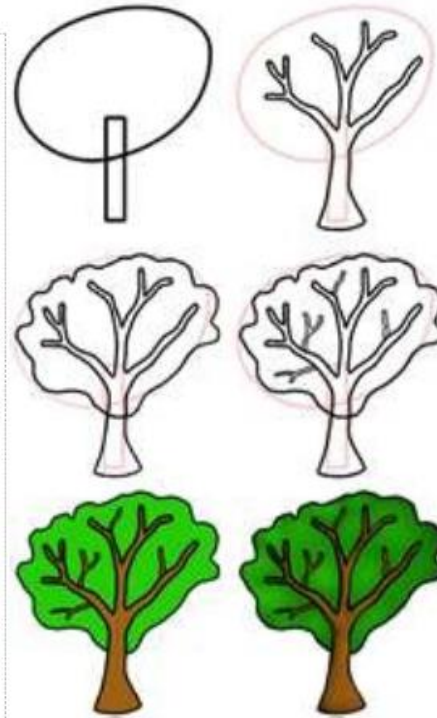



Draw your best TREE in this space.	Post Drawing #1
Post Drawing #2	Post Drawing #3

Your tree drawing should include the trunk and branches.

Do you best!



In sketchbook or divided paper...
Draw 3 Trees to practice for your artwork.



Start with the Trunk

Add one V at the top of the trunk

Continue adding V's to add more branches



Sketchbook brainstorming:

1. What song or quote will you use in your artwork? Write it down.
2. What images/drawings relate to the song/quote? Draw it out.

Homework: If you didn't already choose your song/lyrics, have them written down for class tomorrow.

Work in Sketchbooks:




- *You will be creating an art piece based on the following criteria.
- *Use your sketchbook to brainstorm and sketch images that will then become part of a full composition.

***Write out your Lyrics/Quote & Draw at least 3 thumbnail sketch ideas – Due Wednesday!**

Criteria

- *Tree Drawing
- *Song lyrics or Quote
- *1-2 objects that can be drawn 'hidden' within your tree artwork






How will you create your composition?




Gustav Klimt

Tree of Life

Symbols & Meaning

Write a brief
response to the
artwork in your
sketchbook -->





Think about your chosen song or quote...

How will you incorporate imagery to represent the text?



WHAT MATERIALS WOULD YOU LIKE TO USE FOR YOUR ARTWORK?

Tomorrow we will do sketchbook practice with the following:


- Colored pencil
- Pencil
- Sharpies
- Markers (*if combined with water will run and bleed*)
- See Mrs.R if you have another idea.

DRAWING CRITERIA:

*Tree Drawing.

*Text from chosen song or quote. (*a few lines or many*)




*Imagery to represent the text



1. Continue thumbnail sketches.

Work in assigned seat and raise your hand when ready for final paper.

2. Pencil on large drawing paper DUE end of Friday.



Sketchbooks out and continue working on your ideas from yesterday.

Final drawing paper PENCIL ONLY if you started it yesterday.

Art Mediums

- Colored pencil – Blending, Light, Airy
- Pencil – Grayscale, smudging stick, Texture
- Sharpies – Outline Only (combine with other medium to fill large spaces of color)
- Markers – Outline and coloring
- *See Mrs.R if you have another idea.*

Example: Sharpie Outline and watercolor background

OR Printed text glued to paper, sharpie outline over

DRAWING CRITERIA:

***Tree Drawing.**

***Text from chosen song or quote. (a few lines or many)**

***Imagery to represent the text**



Assigned Seats & Raise your hand with questions.

**Complete Artwork in Color, Attach a Rubric and Submit
for Grading by End of Class Thursday**